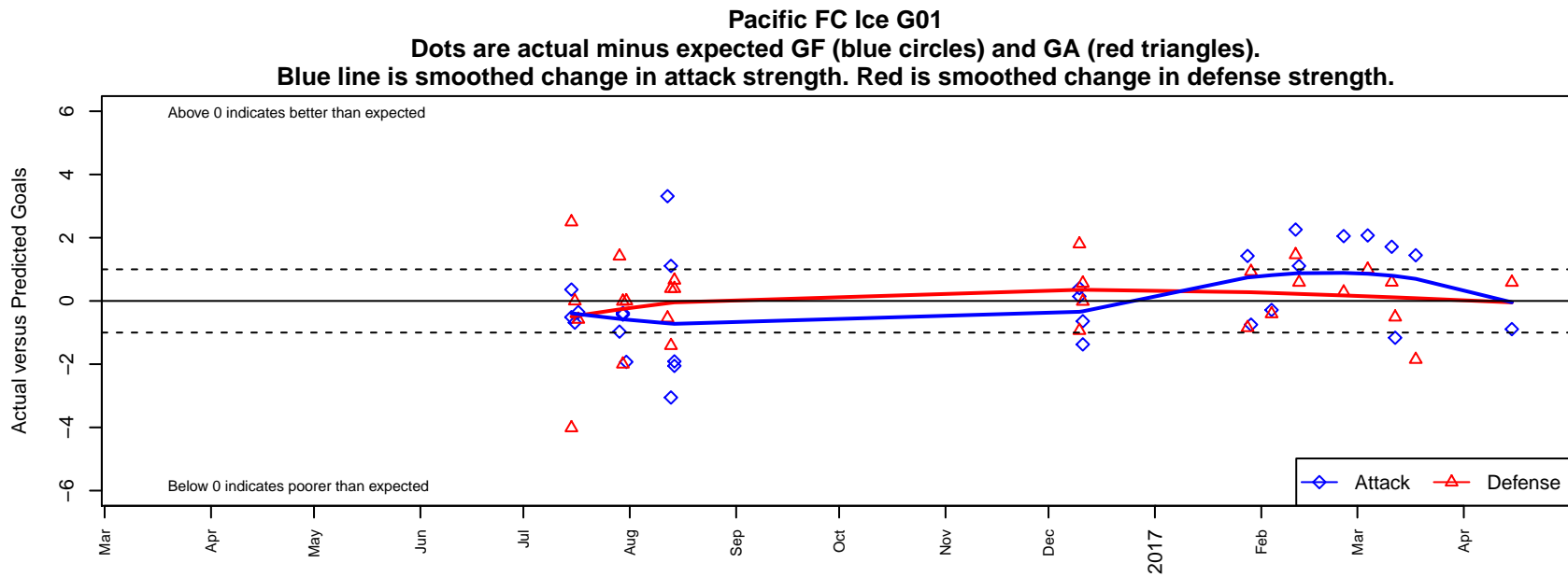


Pacific FC Ice G01

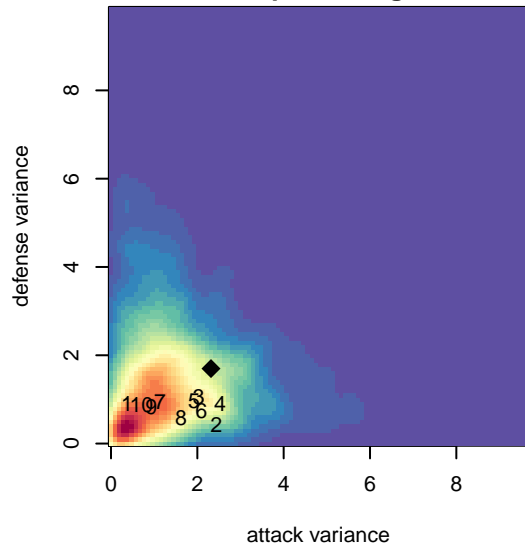
Pacific FC
Battleground, WA
G01 total strength=1564
attack=20.06 defense=9.96
spr league = Win OYS G01 Div 1 Red

alt names used:

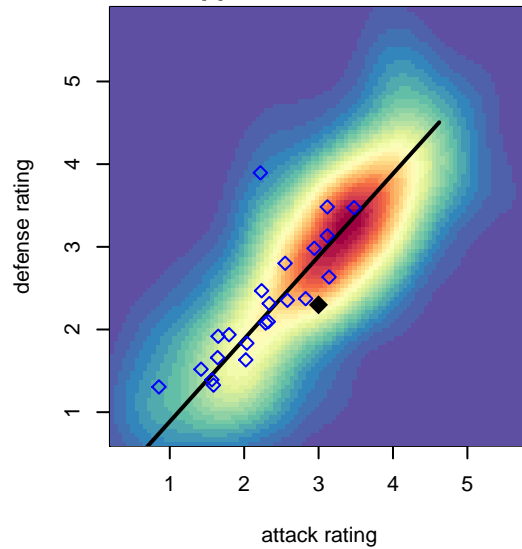
Venues played:
2016 Beaverton Cup GU16 Gold
2016 Mt Hood Challenge U16 Gold/Silver
2016 Bend Premier Cup Kat Williamson (Silver)
2016 Timbers Winter Showcase 2001 Showcas
2016 Win OYS G01 Division 1 Red
2016 OYS Presidents Cup G01



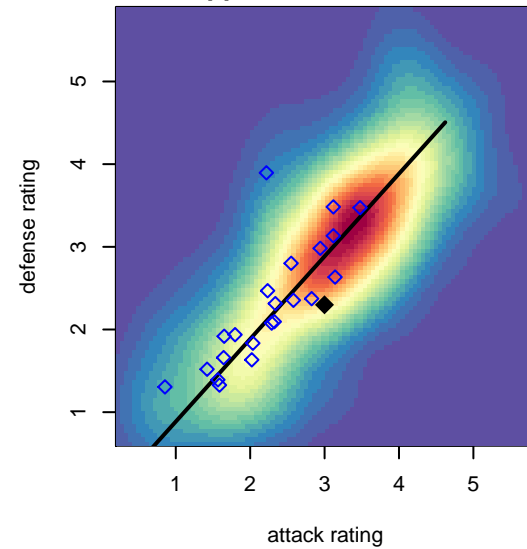
**attack and defense variance (black dot)
relative to other teams
and top 10 in region**



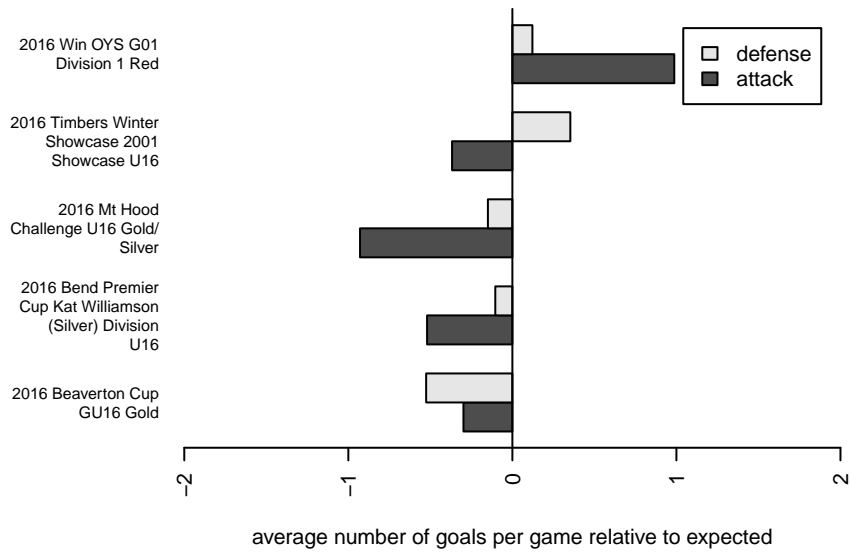
**attack and defense rating
relative to others at age
and all opponents in last 13 months**



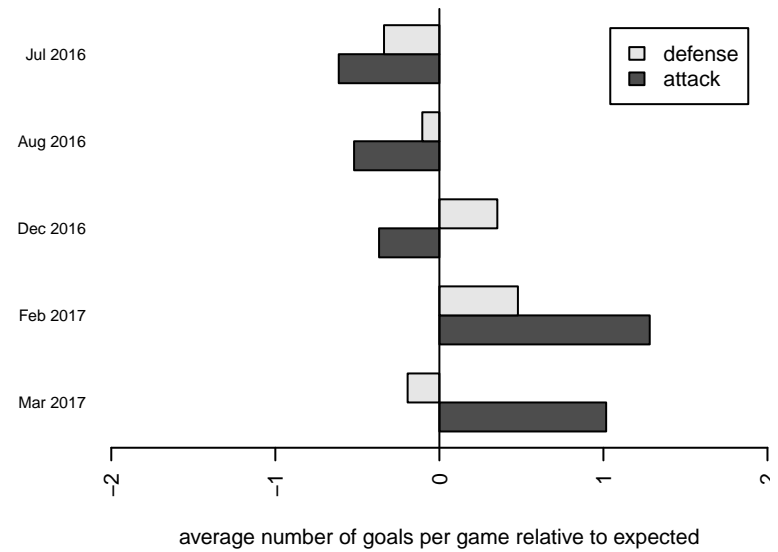
**attack and defense rating
relative to others at age
and all opponents in last 13 months**



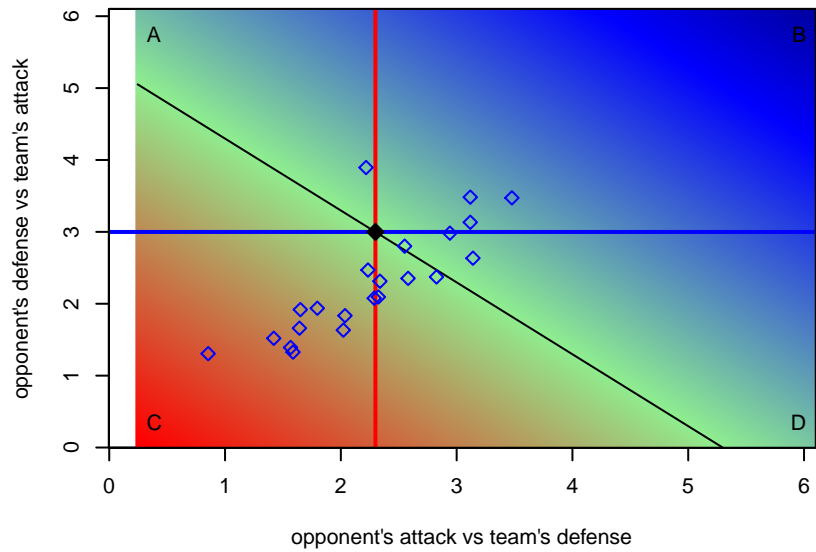
Performance relative to 13 month average



Performance relative to 13 month average



Distribution of opponents
 Red = Lose zone, Blue = Win zone, Green = Even
 Black line separates win/lose zones



lot. A=Neither has attack advantage, B=Opponent has both attack and defense advantage, C=Opponent has both attack and defense disadvantage, D=Both have

date	home		away		venue	pred.home	pred.av
'04-15	Westside Timbers Copa TS G01	0	Pacific FC Ice G01	2	2016 OYS Presidents Cup G01	0.59	2.89
'03-18	FC Portland White G01	3	Pacific FC Ice G01	3	2016 Win OYS G01 Division 1 Red	1.15	1.55
'03-12	Crossfire OR Blue II G01	2	Pacific FC Ice G01	0	2016 Win OYS G01 Division 1 Red	1.49	1.16
'03-11	Capital FC Timbers Black G01	0	Pacific FC Ice G01	6	2016 Win OYS G01 Division 1 Red	0.59	4.29
'03-04	Pacific FC Ice G01	4	THUSC Xenon G01	0	2016 Win OYS G01 Division 1 Red	1.93	1.00
'02-25	Pacific FC Ice G01	7	Cascade Rush G01	0	2016 Win OYS G01 Division 1 Red	4.95	0.28
'02-12	Westside Timbers Copa TS G01	0	Pacific FC Ice G01	4	2016 Win OYS G01 Division 1 Red	0.59	2.89
'02-11	PCU Red 1 G01	0	Pacific FC Ice G01	4	2016 Win OYS G01 Division 1 Red	1.46	1.74
'02-04	Pacific FC Ice G01	4	Capital FC Timbers Black G01	1	2016 Win OYS G01 Division 1 Red	4.29	0.59
'01-29	Pacific FC Ice G01	2	Pacific FC Blue G01	0	2016 Win OYS G01 Division 1 Red	2.75	0.93
'01-28	Pacific FC Ice G01	3	Crossfire OR CUSC Red Power Rays G01	2	2016 Win OYS G01 Division 1 Red	1.58	1.15
i-12-11	Steamboat Springs G01	0	Pacific FC Ice G01	2	2016 Timbers Winter Showcase 2001 Showca	0.56	3.37
i-12-11	Pacific FC Ice G01	2	Eastside Timbers Red G01	1	2016 Timbers Winter Showcase 2001 Showca	2.64	0.99
i-12-10	Washington Timbers Red 1 G01	3	Pacific FC Ice G01	1	2016 Timbers Winter Showcase 2001 Showca	2.06	0.86
i-12-10	Pacific FC Ice G01	1	Crossfire OR Blue I G01	1	2016 Timbers Winter Showcase 2001 Showca	0.60	2.80
i-08-14	Pacific FC Ice G01	1	Cascade Rush Revolution G02	0	2016 Bend Premier Cup Kat Williamson (Si	2.91	0.65
i-08-14	Pacific FC Ice G01	2	Seattle United W Blue G01	0	2016 Bend Premier Cup Kat Williamson (Si	4.05	0.39
i-08-13	Seattle United W Blue G01	0	Pacific FC Ice G01	1	2016 Bend Premier Cup Kat Williamson (Si	0.39	4.05
i-08-13	Pacific FC Ice G01	4	Westside Timbers Copa TS G01	2	2016 Bend Premier Cup Kat Williamson (Si	2.89	0.59
i-08-12	Pacific FC Ice G01	8	Crossfire OR CUSC Black Eruption G01	1	2016 Bend Premier Cup Kat Williamson (Si	4.69	0.46
i-07-31	THUSC Xenon G01	1	Pacific FC Ice G01	0	2016 Mt Hood Challenge U16 Gold/Silver	1.00	1.93
i-07-30	Mustang Rampage G01	1	Pacific FC Ice G01	0	2016 Mt Hood Challenge U16 Gold/Silver	0.99	0.38
i-07-30	Capital FC Timbers White G01	3	Pacific FC Ice G01	2	2016 Mt Hood Challenge U16 Gold/Silver	1.00	2.43
i-07-29	FME Fusion G01	0	Pacific FC Ice G01	1	2016 Mt Hood Challenge U16 Gold/Silver	1.42	1.97
i-07-17	Pacific FC Ice G01	1	Crossfire Ohana G01	3	2016 Beaverton Cup GU16 Gold	1.35	2.42
i-07-16	Westside Timbers Copa TS G02	3	Pacific FC Ice G01	0	2016 Beaverton Cup GU16 Gold	3.00	0.69
i-07-15	Pacific FC Ice G01	3	Eastside Timbers Red G01	5	2016 Beaverton Cup GU16 Gold	2.64	0.99
i-07-15	Pacific FC Ice G01	0	Washington Timbers Red 1 G02	1	2016 Beaverton Cup GU16 Gold	0.51	3.50